









21.00 m  
4.60 m  
5.40 m

-  Emergency Light
-  Emergency Exit Illuminated Sign
-  Call Point
-  Warning Device Visual
-  Fire Exit Directional Signage
-  Smoke Detector in ceiling void
-  Fire Control Panel
-  Sprinkler (water)

Scale 1:100  
May 2014 Major Variation

Project Liquor L  
Client  
Drawn P.  
Checked

All Fire Exits Have A Push Bar & Signage